



St. ANDREWS SCOTS SCHOOL

Adjacent Navniti Apartments, I.P. Extension Patparganj, Delhi-110092

Session: 2026-2027




HOLIDAY HOMEWORK



NAME- _____

CLASS- 1st SEC- _____





SUMMER VACATION:













Instructions for Holiday Homework:

- Summer is the hottest season of the year, but children enjoy it a lot with their family and friends.
- It is a very interesting and entertaining season for them as they enjoy swimming, visit mountain areas, and eat their favourite food.
- We are sending a few assignments that will help the children revise the work done in class.
- Holiday homework must be done under parental guidance.
- Fix a timetable for your child to organize his/her daily routine, including reading storybooks and playing with puzzles and indoor games. Focus less on TV and video games.
- Students must take a printout of the holiday homework and keep it in a folder.
- Read one paragraph from the English book and the Hindi book in front of a mirror daily.
- Students must do writing practice daily from the English and Hindi books. Use a rough notebook only.





Say the name of the picture.
Choose the correct sound.

	ch		sh		ch
	sh		th		sh
	th		ch		th
	ch		sh		th
	th		ch		sh
	sh		th		ch
	ch		ch		th
	sh		th		sh
	th		sh		ch
	th		th		sh
	sh		ch		ch
	ch		sh		th

Cursive writing

I love to go to school

Cursive writing

Monday

Tuesday

Wednesday

Thursday

Friday

Saturday

Sunday

JOIN THE WORDS

LOOK AT THE PICTURES
AND ARRANGE THE WORDS CORRECTLY.



O S
H E



A T C



A E R
B

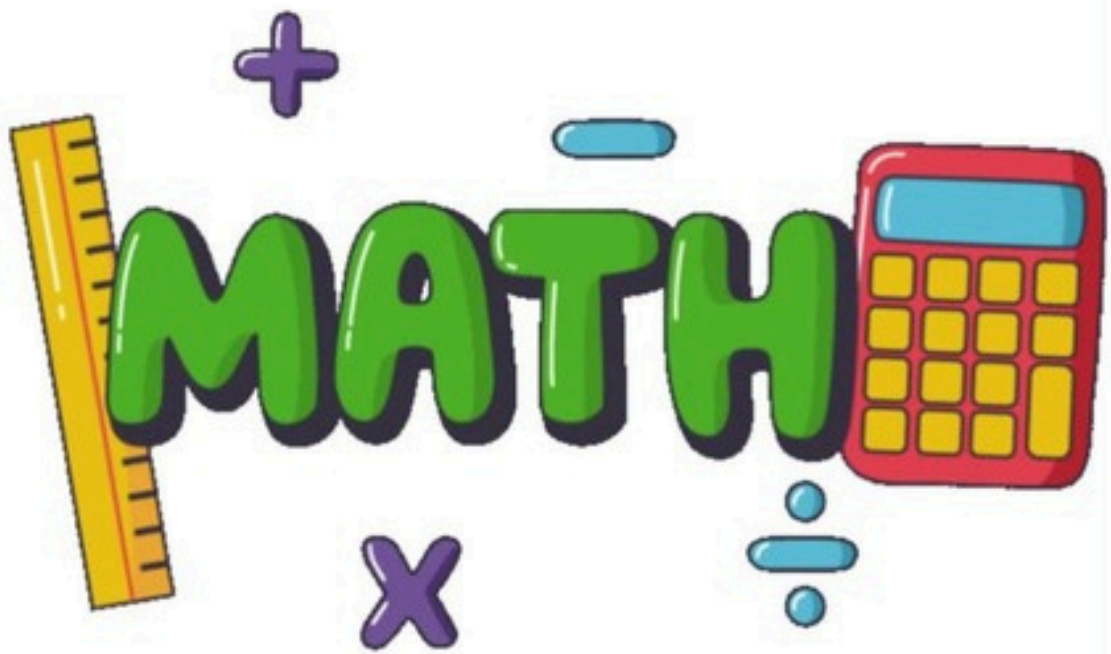


K O
C R



C E I







Name:

Ascending Order

Directions: Arrange the numbers from smallest to greatest

9, 15, 10, 20

--	--	--	--

25, 15, 22, 20

--	--	--	--

12, 8, 10, 9

--	--	--	--

18, 13, 10, 19

--	--	--	--

80, 43, 67, 59

--	--	--	--

37, 28, 64, 51

--	--	--	--

47, 38, 54, 31

--	--	--	--

80, 90, 60, 30

--	--	--	--



Descending Order

Directions: Arrange the numbers from greatest to smallest

30, 50, 24, 55

--	--	--	--

75, 88, 57, 42

--	--	--	--

31, 15, 43, 67

--	--	--	--

95, 70, 87, 55

--	--	--	--

81, 90, 42, 34

--	--	--	--

66, 89, 98, 60

--	--	--	--

67, 44, 89, 53

--	--	--	--

84, 72, 58, 96

--	--	--	--

Write before, after and between numbers.

before

<input type="radio"/>	41	42
<input type="radio"/>	54	55
<input type="radio"/>	66	67

after

53	54	<input type="radio"/>
98	99	<input type="radio"/>
25	26	<input type="radio"/>

between

31	<input type="radio"/>	33
67	<input type="radio"/>	69
49	<input type="radio"/>	51

mixed

76	<input type="radio"/>	78
<input type="radio"/>	81	82
63	64	<input type="radio"/>

Fill in the blanks using $>$ or $<$ or $=$

16



14

23



20

33



37

29



29

43



49

42




41

48



36

25



40

38



38

42



48

28



19

20



18



हिज्दा



अ

आ औं

इ

ई



चित्र देखकर वाक्य पूरा करो।

1.




_____ चख ।

2.



_____ मत पकड़ ।

3.



_____ पढ़ ।

4.



_____ कर ।

5.



_____ रख ।

चित्र देखकर सही अक्षर चुनो।



कप

फल

मटर



अदरक

शरबत

नटखट



कप

फल

कलश



आम

माता

बाजा



कप

बादल

माता



कवि

पिता

दिन

खाली स्थान भरो

घर	।	(चल/हल)
यह	चख।	(घर/फल)
	तक चल।	(शहद/महल)
	मत कर।	(सड़क /बहस)
फसल	गई।	(कट/मटर)
घर	पढ़।	(चलकर /सरकस)
जय	पर चल।	(नल /पथ)
यश	पर चढ़।	(टब/ बस)
	आम पक गए।	(दस/ कट)
अब	चल।	(पल/ घर)
सब	कह।	(सच/कप)

तीन अक्षर वाले शब्दों का अभ्यास करें।

अ + क्ष + र =

क + म + ल =

म + ट + र =

स + म + य =

अ + म + र =

स + र + ल =

न + म + क =

ख + ब + र =

ल + ह + र =

प + व + न =

चार अक्षर वाले शब्दों का अभ्यास करें।

अ + च + र + ज

=

अ + ज + ग + र

=

ब + च + प + न

=

झ + ट + प + ट

=

अ + फ + स + र

=

म + त + ल + ब

=

ब + र + ग + द

=

उ + ल + झ + न

=

अ + व + स + र

=

म + ख + म + ल

=

आ (I) की मात्रा वाले शब्द - चित्र देख कर लिखें

4

Blank writing lines for the number 4.



Blank writing lines for the mango fruit.



Blank writing lines for the hand.



Blank writing lines for the car.



Blank writing lines for the nose.



Blank writing lines for the grass.



Blank writing lines for the umbrella.



Blank writing lines for the mesh.



Blank writing lines for the pomegranate.



Blank writing lines for the potted plant.




Blank writing lines for the elephant.




Blank writing lines for the tomato.

चित्रों को शब्दों से मिलान करें।




- मित्र
- शिव
- दिया
- किला
- सिर
- इमली
- हिरन



Exercise.

1. Choose the correct answer.



Girl / Boy




Girl / Boy

2. Fill in the blanks.

- a. My name is
- b. I study in Grade
- c. I am Years old.
- d. The name of my school is
- e. I am a (boy/girl).

3. Colour the pictures.

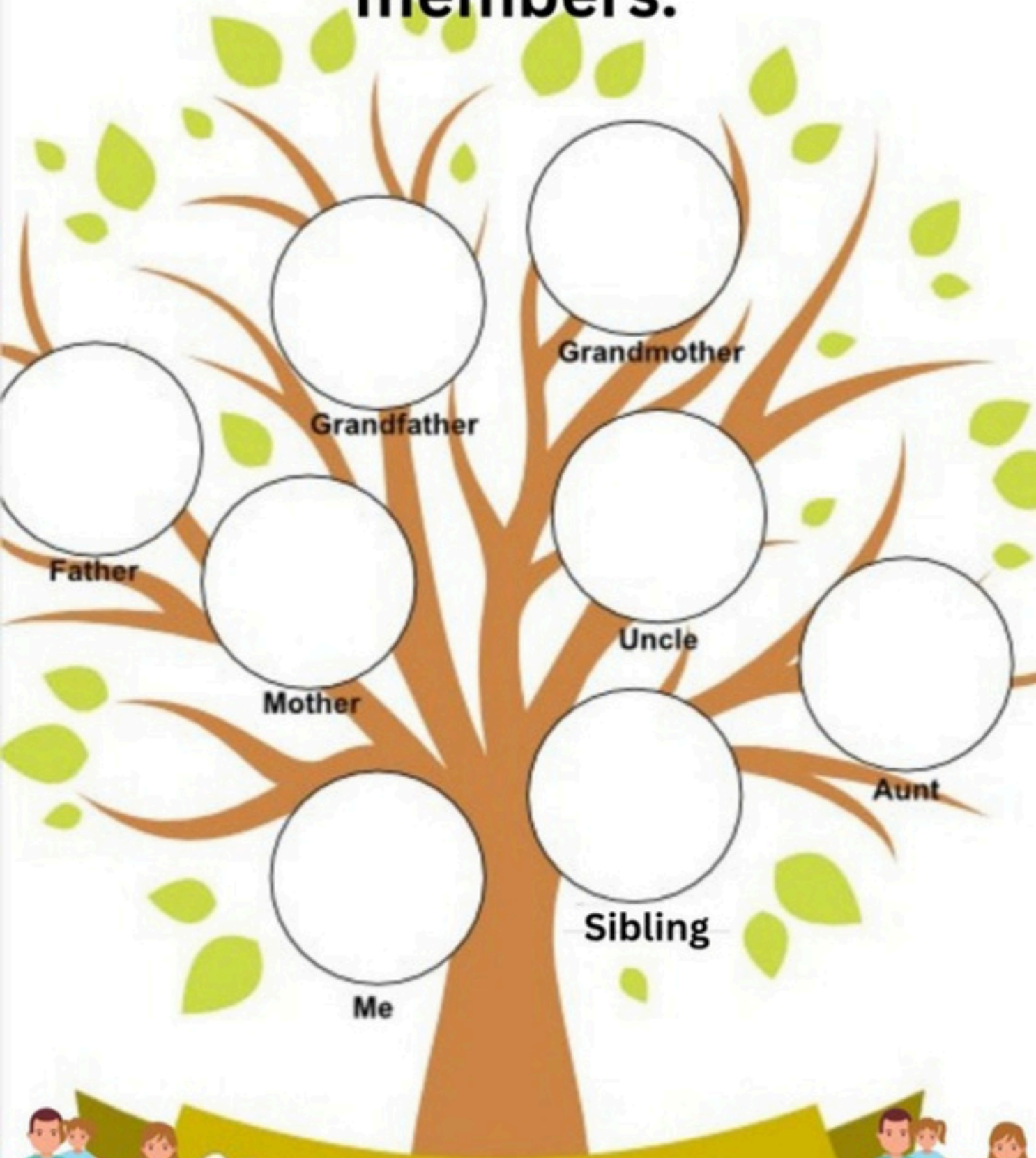


Boy




Girl

Paste the Picture of your family members.



Let's name the body parts!



nose

eye

hair

neck

ear

hand

leg

knee

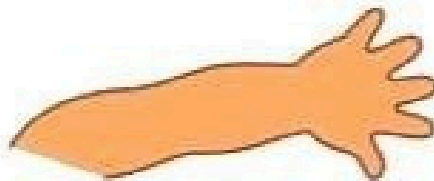
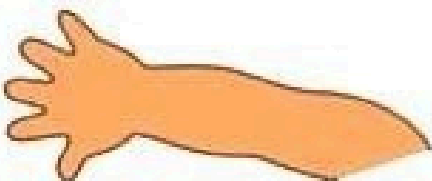



foot

mouth

arm

stomach

Cut and paste the body parts.






GK



Belongs to india?

Circle the one that belongs to India



Word Search (National Symbols)

P	F	E	R	E	M	B	L	E	M	T
E	O	F	W	T	A	E	R	I	S	R
A	Y	O	U	T	N	O	L	T	K	I
C	E	K	H	A	G	L	O	I	N	C
O	I	Y	O	A	O	S	T	G	O	O
C	B	L	C	T	U	S	U	E	W	L
K	M	E	K	A	G	R	S	R	N	O
O	S	D	E	A	H	Y	T	O	I	U
B	A	N	Y	A	N	R	V	M	Y	R
R	U	P	E	E	S	Y	M	B	O	L



Hockey



Mango



Peacock




Indian Rupees



Tiger



Lotus



NATIONAL SYMBOLS

Match the symbol with its picture.



Ashoka Chakra



National Emblem



Tiranga



Lotus

Peacock



India Gate

Tiger



Indian Rupee



Mango



Banyan Tree





ART CRAFTS


The word 'ART' is written in large, bold letters. The 'A' is yellow with black stripes, the 'R' is red with black stripes, and the 'T' is green with black stripes. To the left of 'ART' is a colorful handprint. To the right is a colorful bird. Below 'ART' is the word 'CRAFTS' in a similar style. The 'C' is brown with black stripes, the 'R' is white with blue stripes, the 'A' is brown with a red swirl, the 'F' is green with a red and white checkered pattern, the 'T' is green with a black and white checkered pattern, and the 'S' is black with a white checkered pattern.

colour it.




Colour this Frame and paste a photograph
with your Father

HAPPY FATHER'S DAY



Join the dots and colour the elephant.



21st June International YOGA DAY



ACTIVITIES

- Make one innovative thing according to your section by using waste materials.

Section A - Pencil Stand

Section B - First Aid Box

Section C - Best Out of Waste

Section D - Wall Hanging

Section E - Fruit basket using newspaper rolls

Section F - Flower pot- using plastic water bottle

- Complete Father's day activity.

- Join the dots and complete the picture, then colour it.

- Complete pages 6 to 13 in Art & Craft book.

- Complete pages 8 to 15, 20, 33, 34 in English Cursive writing book.

- Complete pages 12 to 14, 16, 18, 20, 24, 26, 28 to 31, 33, 36, 38, 39, 41, 50, 51, 53, 75, 80, 82 and 85 in Maths book.

A festive holiday-themed graphic. At the top center is a large, bright yellow sun with a textured, grainy surface, surrounded by a red, scalloped border. Below the sun are two stylized green plants with large leaves and several colorful flowers in shades of yellow, pink, and red. The background is a light cream color, scattered with small, colorful confetti shapes including triangles, circles, and squiggles in red, blue, and yellow. The text "Happy Holidays" is written in a bold, blue, sans-serif font with a white outline and a slight drop shadow, centered in the middle of the image.

Happy Holidays

ENJOY & HAVE FUN!!

STAY SAFE AND HEALTHY

A solid blue wavy border at the bottom of the page, resembling the shape of waves or a decorative scalloped edge.